



















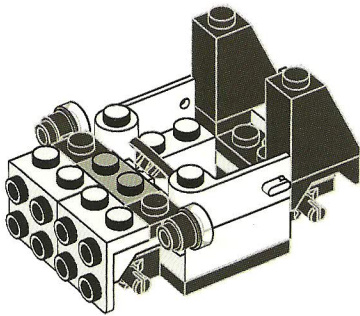
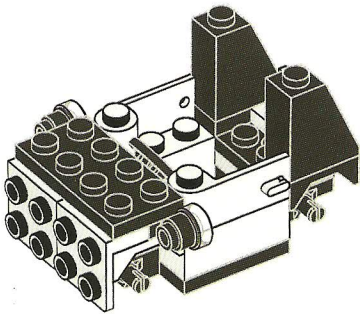
 2x	 1x	 1x	 2x	 2x	 1x	 1x
 3x	 1x	 1x	 1x	 4x	 1x	 1x
 2x	 1x	 2x	 4x	 1x	 4x	 3x

A 3D perspective view of the completed LEGO Technic model. The structure is a complex, multi-level assembly. It features a central vertical support structure that rises from a base. The base is composed of several interconnected Technic beams and connectors. The upper levels are built with a combination of white and dark grey Technic bricks and connectors. The overall shape is somewhat rectangular but with various protrusions and recesses, giving it a complex, mechanical appearance. The model is shown from a low angle, emphasizing its height and structural complexity.

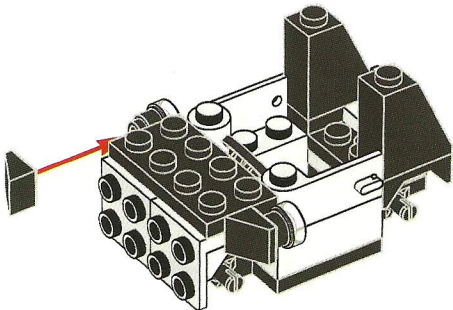
9



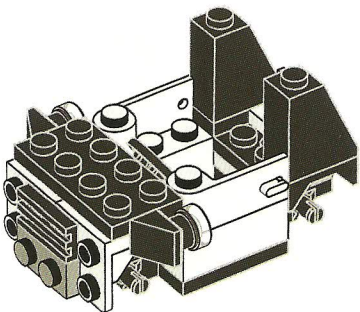
10



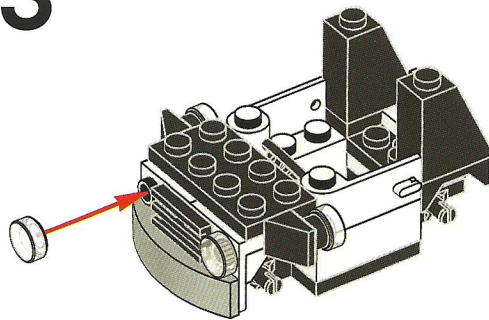
11



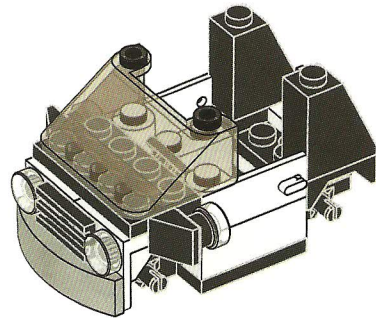
12



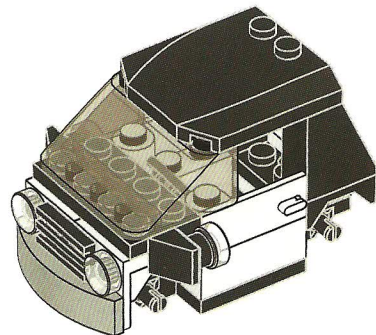
13





14



15



16



Visit **LEGOclub.com** and  
enter Club code **TRUMOVIE**  
to rate today's event!

Have **two extra pieces**  
but don't know what to do?  
There's a whole **NEW build** on Sheet #2!



**WARNING:**  
**CHOKING HAZARD**

Small parts. Not for children under 3 yrs.